

Stranded loose tube cable with aluminum and steel tape plus non-metallic central strength member (Double sheaths) (GYFTA53)

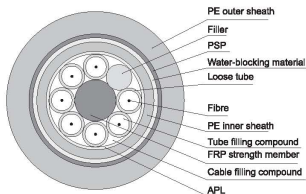
Description

The fibres, either of single-mode or multi-mode type, are placed in a loose tube made of a high modulus plastic. The tubes are filled with a water-resistant filling compound. A piece of Fibre Reinforced Plastic (FRP) locates in the center of core as a non-metallic strength member. The tubes (and fillers) are stranded around the strength member into a compact and circular cable core. An Aluminum Polyethylene Laminate (APL) is applied around the cable core, which is filled with the filling compound to protect it from water ingress. Then the cable core is covered with a thin PE inner sheath. After the PSP is longitudinally applied over the inner sheath, the cable is completed with a PE outer sheath.



Characteristics

- Accurate fibre excess length ensures a good performance of tensile strength and temperature.
- High strength loose tube that is hydrolysis resistant and special tube filling compound to ensure a critical protection of fibre
- Crush resistance and flexibility
- The following measures are taken to ensure the cable watertight:
 - Single Fibre Reinforced Plastic as the central strength member
 - Loose tube filling compound
 - 100% cable core filling
 - APL moisture barrier
 - PSP enhancing moisture-proof
 - Water-blocking material



Storing temperature: -40℃ to +70℃
 Operating temperature: -40℃ to +70℃
 Bending radius: Static 12.5×D
 Dynamic 25×D

Application: Duct/Aerial/Direct buried
 Issue date: 2008-06
 YOFC-MKD-309E

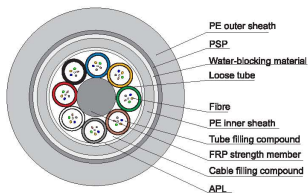
Stranded loose tube cable with aluminum and steel tape plus non-metallic central strength member (Double sheaths) (GYFTA53)

Cable Type (increased by 2 fibres)	Fibre Count	Tubes+ Fillers	Max.No. of fibres in tube	Cable Diameter mm	Cable Weight kg/km	Strength Long/Short Term N	Crush Resistance Long/Short Term N/100mm
GYFTA53-2~48Xn	2~48	8	6	16.8	270	1000/3000	1000/3000
GYFTA53-50~96Xn	50~96	8	12	18.9	330	1000/3000	1000/3000
GYFTA53-98~120Xn	98~120	10	12	20.0	390	1000/3000	1000/3000
GYFTA53-122~144Xn	122~144	12	12	22.3	460	1000/3000	1000/3000

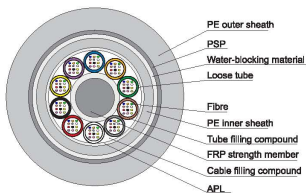
Note

a. Suffix Xn denotes fibre type and see details in YOFC' s cable coding illustration.

b. The colour arrangement of fibre and tube is specified in the colour identification table.



GYFTA53-48Xn



GYFTA53-120Xn

