

# Raman Filters

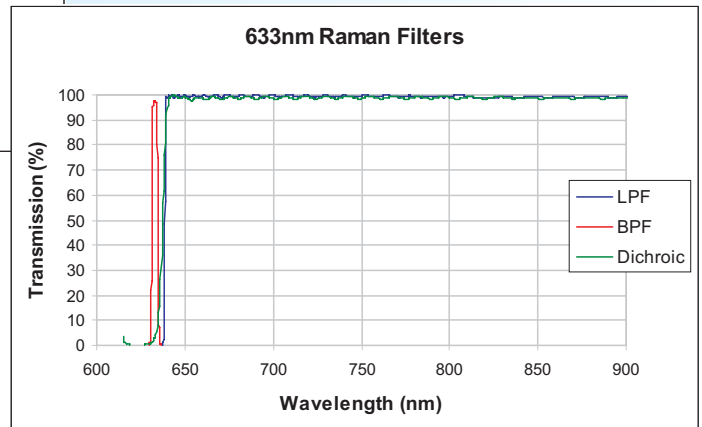
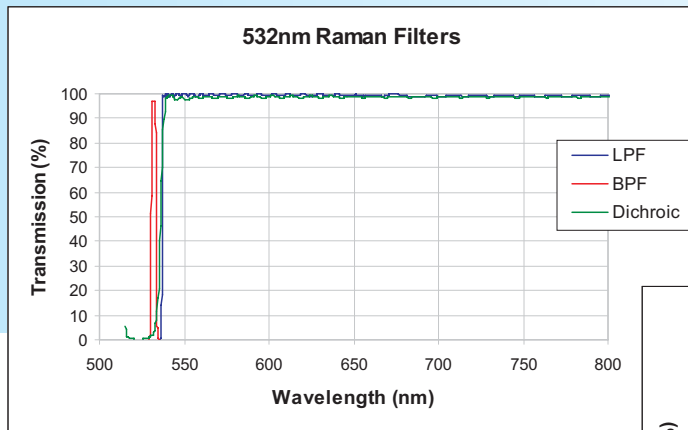
Lightwaves2020's leading-edge Raman filters have the following features:

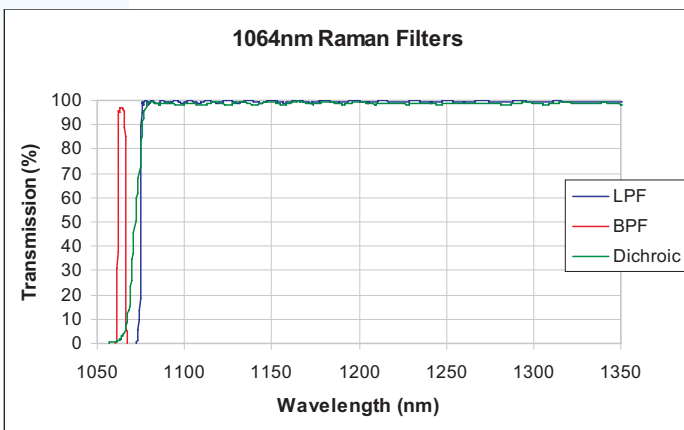
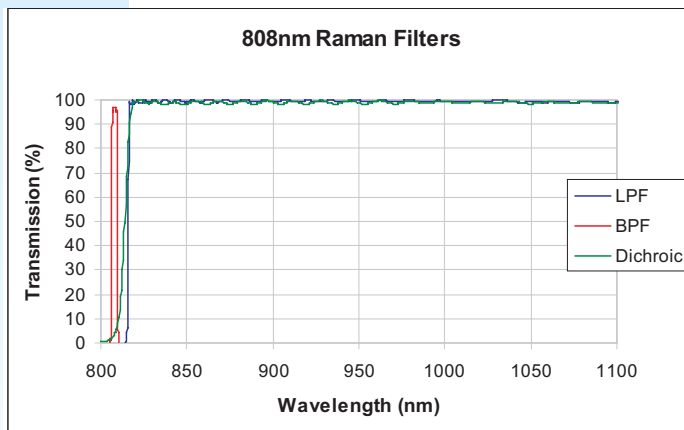
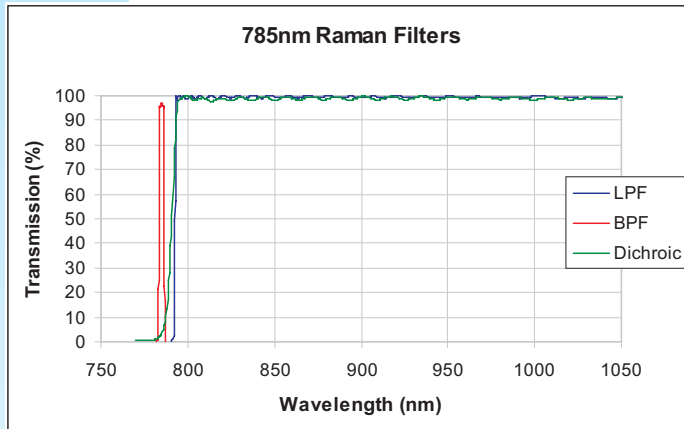
- Using high purity optical substrates with low Raman effect  
( data available upon request )
- High OD laser-line blocking for maximum laser rejection ( > 6 OD )
- Steep slopes to enable measuring the small Raman shifts  
( 5 OD slope: BPF: < 4nm; LPF < 10nm; 45deg dichroic: < 10nm )
- High transmittance in the pass band ( > 90% )
- Typical 6 OD Blocking Range:  $0.85\lambda_0 \sim 1.15\lambda_0$
- High laser damage threshold ( > 20J/cm<sup>2</sup> @ 532nm )
- Superior environmental reliability

Laser Line WVL	BPF (AOI = 0deg)			
	FWHM	Slope (50%T to 6 OD)	Peak Transmittance	PN
(nm)	nm	nm		
325.0	2.0	< 7	> 80%	RB01-325-25
355.0	2.0	< 7	> 80%	RB01-355-25
363.8	2.0	< 7	> 80%	RB01-363-25
405.4	2.5	< 7.5	> 90%	RB01-405-25
425.4	2.5	< 7.5	> 90%	RB01-425-25
441.6	2.5	< 7.5	> 90%	RB01-441-25
457.9	2.5	< 7.5	> 90%	RB01-457-25
473.0	2.5	< 7.5	> 90%	RB01-473-25
488.0	2.5	< 7.5	> 90%	RB01-488-25
491.0	2.5	< 7.5	> 90%	RB01-491-25
514.5	2.5	< 8.0	> 90%	RB01-514-25
532.0	3.0	< 8.0	> 90%	RB01-532-25
568.2	3.0	< 8.0	> 90%	RB01-568-25
632.8	3.0	< 8.5	> 90%	RB01-632-25
647.1	3.0	< 8.5	> 90%	RB01-647-25
658.0	3.0	< 8.5	> 90%	RB01-658-25
664.0	3.0	< 8.5	> 90%	RB01-664-25
780.0	3.5	< 9.0	> 90%	RB01-780-25
785.0	3.5	< 9.0	> 90%	RB01-785-25
808.0	3.5	< 10	> 90%	RB01-808-25
830.0	3.5	< 10	> 90%	RB01-830-25
980.0	4.0	< 12	> 90%	RB01-980-25
1064.0	5.0	< 15	> 90%	RB01-1064-25

Laser Line WVL	LPF (AOI = 0deg)			PN
	Blocking @ Laser Line	Pass Band Range		
(nm)	OD	nm	T%	
325.0	> 6	329.2 - 450	> 90%	RL01-325-25
355.0	> 6	359.6 - 850	> 90%	RL01-355-25
363.8	> 6	368.5 - 850	> 90%	RL01-363-25
405.4	> 6	410.5 - 850	> 90%	RL01-405-25
425.4	> 6	430.8 - 850	> 90%	RL01-425-25
441.6	> 6	447.3 - 1000	> 90%	RL01-441-25
457.9	> 6	463.9 - 1000	> 90%	RL01-457-25
473.0	> 6	479.1 - 1000	> 90%	RL01-473-25
488.0	> 6	494.3 - 1100	> 90%	RL01-488-25
491.0	> 6	497.5 - 1100	> 90%	RL01-491-25
514.5	> 6	521.2 - 1200	> 90%	RL01-514-25
532.0	> 6	538.9 - 1200	> 90%	RL01-532-25
568.2	> 6	575.6 - 1200	> 90%	RL01-568-25
632.8	> 6	641.0 - 1200	> 90%	RL01-632-25
647.1	> 6	655.5 - 1200	> 90%	RL01-647-25
658.0	> 6	666.5 - 1200	> 90%	RL01-658-25
664.0	> 6	672.6 - 1200	> 90%	RL01-664-25
780.0	> 6	790.1 - 1200	> 90%	RL01-780-25
785.0	> 6	795.2 - 1200	> 90%	RL01-785-25
808.0	> 6	818.5 - 1200	> 90%	RL01-808-25
830.0	> 6	840.8 - 1200	> 90%	RL01-830-25
980.0	> 6	992.7 - 1200	> 90%	RL01-980-25
1064.0	> 6	1077.8 - 1700	> 90%	RL01-1064-25

Laser Line WVL	Dichroic (AOI = 45deg)			PN
	Reflection @Laser Line	Pass Band		
(nm)	R%	Range	T%	
325.0	> 95%	329.2 - 450	> 90%	RD01-325-25
355.0	> 95%	359.6 - 850	> 90%	RD01-355-25
363.8	> 95%	368.5 - 850	> 90%	RD01-363-25
405.4	> 95%	410.5 - 850	> 90%	RD01-405-25
425.4	> 95%	430.8 - 850	> 90%	RD01-425-25
441.6	> 95%	447.3 - 1000	> 90%	RD01-441-25
457.9	> 95%	463.9 - 1000	> 90%	RD01-457-25
473.0	> 95%	479.1 -1000	> 90%	RD01-473-25
488.0	> 95%	494.3 - 1100	> 90%	RD01-488-25
491.0	> 95%	497.5 - 1100	> 90%	RD01-491-25
514.5	> 95%	521.2 - 1200	> 90%	RD01-514-25
532.0	> 95%	538.9 - 1200	> 90%	RD01-532-25
568.2	> 95%	575.6 - 1200	> 90%	RD01-568-25
632.8	> 95%	641.0 - 1200	> 90%	RD01-632-25
647.1	> 95%	655.5 - 1200	> 90%	RD01-647-25
658.0	> 95%	666.5 - 1200	> 90%	RD01-658-25
664.0	> 95%	672.6 - 1200	> 90%	RD01-664-25
780.0	> 95%	790.1 - 1200	> 90%	RD01-780-25
785.0	> 95%	795.2 - 1200	> 90%	RD01-785-25
808.0	> 95%	818.5 - 1200	> 90%	RD01-808-25
830.0	> 95%	840.8 - 1200	> 90%	RD01-830-25
980.0	> 95%	992.7 - 1200	> 90%	RD01-980-25
1064.0	> 95%	1077.8 - 1700	> 90%	RD01-1064-25





Available Sizes (mm): 25 dia, 12.5 dia.; 25 x 25, 16 x 16, 12.5 x 12.5, 8 x 6.5, or customer specific.

Please contact: [coating@lightwaves2020.com](mailto:coating@lightwaves2020.com) for more information.

