

SFZ-3A14 Series

ø 2.5 mm Single mode

Zirconia FERRULE

- Pre-dome, Funnel Shape -

TECHNICAL SPECIFICATIONS



SEIKOH GIKEN Co.,Ltd.

Fiber Optic Products Division

296-1, MATSUHIDAI, MATSUDO-SHI,
CHIBA, 270-2214 JAPAN.

TEL: +81-47-388-6111 FAX: +81-47-388-4477

SFZ-3A14 Series \varnothing 2.5 mm Single mode Zirconia FERRULE - Pre-dome, Funnel Shape -
TECHNICAL SPECIFICATIONS

NCD-68A2-01	August	1996
NCD-68A2-02	April	2004
S05-H506-01E	April	2007

Copyright © 1996 - 2007 by **SEIKOH GIKEN Co.,Ltd.**
All right reserved.

The information contained herein shall not be reproduced or disclosed to any third party without the express written consent of SEIKOH GIKEN Co., Ltd.
The specifications contained herein are subject to change without notice.

Please address any questions, comments, and suggestions to:

SEIKOH GIKEN USA, Inc.
Headquarters

4405 International Blvd., Suite B109
Norcross, GA 30093 U.S.A.
TEL: +1-770-279-6602 FAX: +1-770-279-8839

Northeastern Field Office

714 Executive Drive
Princeton, NJ 08540
TEL: +1-609-279-0225 FAX: +1-609-279-0207

Western Field Office

21250 Hawthorne Boulevard, Suite 700
Torrance, CA 90503
TEL: +1-310-792-7450 FAX: +1-310-792-7451

SEIKOH GIKEN Europe GmbH
Frankfurt Branch

Siemensstrasse 9
D-63263 Neu-Isenburg, Germany
TEL: +49-6102-297-701
FAX: +49-6102-297-750

SEIKOH GIKEN Hong Kong Co.,Ltd.

Concordia Plaza 21/F Rm2111,
1 Science Museum Road, Tsim Sha Tsui East,
Kowloon, Hong Kong.
TEL: +852-26206551 FAX: +852-26206525

TABLE OF CONTENTS

Section	Page
1 SCOPE	1
2 PART NUMBER	1
3 GENERAL SPECIFICATIONS	2
3.1 Physical Dimensions	2
3.2 Marking	2
3.3 Appearance	2
4 SHIPPING INSPECTION	3
5 PACKING	3
6 IDENTIFICATION	3
7 HANDLING AND CARE	3
7.1 Conditions of Storage	3
7.2 Precautions of Use	3
7.3 Disposal	3
8 DRAWING ATTACHED	3

Table

Table 1	Part Number	1
Table 2	Month-of-manufacture Code	2

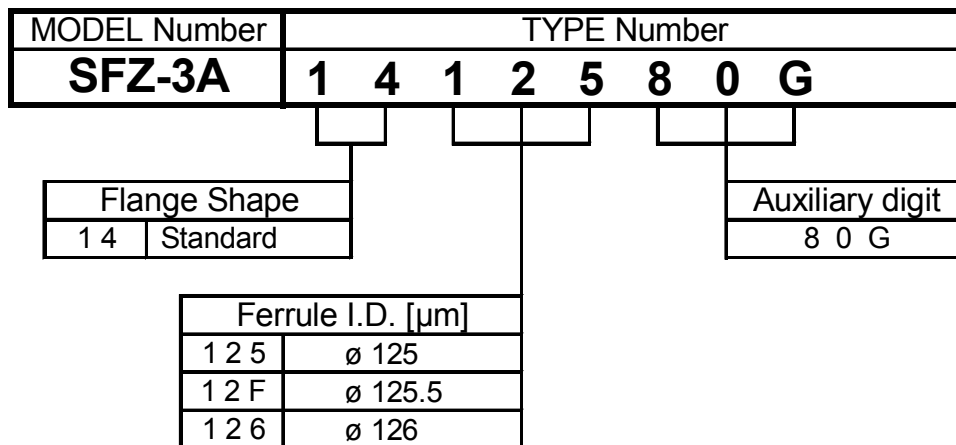
1 SCOPE

These specifications apply to the SFZ-3A14 series ϕ 2.5 mm single mode zirconia ferrule - pre-dome, funnel shape - supplied by SEIKOH GIKEN Co., Ltd.

2 PART NUMBER

Part number of the ferrule is shown in Table 1.

Table 1 Part Number



Please contact us for availability of other specifications.

3 GENERAL SPECIFICATIONS

3.1 Physical Dimensions

Physical dimensions should comply with the drawing attached.

3.2 Marking

The identification code, manufacturing code and month-of-manufacture code are marked on the flange as shown in the drawing attached.

Table 2 shows the month-of-manufacture code.

Table 2 Month-of-manufacture Code

Code	Month	Code	Month	Code	Month	Code	Month
85	Jan., 2007	97	Jan., 2008	A9	Jan., 2009	C1	Jan., 2010
86	Feb.	98	Feb.	B0	Feb.	C2	Feb.
87	Mar.	99	Mar.	B1	Mar.	C3	Mar.
88	Apr.	A0	Apr.	B2	Apr.	C4	Apr.
89	May	A1	May	B3	May	C5	May
90	Jun.	A2	Jun.	B4	Jun.	C6	Jun.
91	Jul.	A3	Jul.	B5	Jul.	C7	Jul.
92	Aug.	A4	Aug.	B6	Aug.	C8	Aug.
93	Sep.	A5	Sep.	B7	Sep.	C9	Sep.
94	Oct.	A6	Oct.	B8	Oct.	D0	Oct.
95	Nov.	A7	Nov.	B9	Nov.	D1	Nov.
96	Dec.	A8	Dec.	C0	Dec.	D2	Dec.

Code	Month	Code	Month	Code	Month	Code	Month
D3	Jan., 2011	E5	Jan., 2012	F7	Jan., 2013	G9	Jan., 2014
D4	Feb.	E6	Feb.	F8	Feb.	H0	Feb.
D5	Mar.	E7	Mar.	F9	Mar.	H1	Mar.
D6	Apr.	E8	Apr.	G0	Apr.	H2	Apr.
D7	May	E9	May	G1	May	H3	May
D8	Jun.	F0	Jun.	G2	Jun.	H4	Jun.
D9	Jul.	F1	Jul.	G3	Jul.	H5	Jul.
E0	Aug.	F2	Aug.	G4	Aug.	H6	Aug.
E1	Sep.	F3	Sep.	G5	Sep.	H7	Sep.
E2	Oct.	F4	Oct.	G6	Oct.	H8	Oct.
E3	Nov.	F5	Nov.	G7	Nov.	H9	Nov.
E4	Dec.	F6	Dec.	G8	Dec.	J0	Dec.

3.3 Appearance

There should be no remarkable burr or scratches.

4 SHIPPING INSPECTION

The ferrule outer diameter, ferrule hole diameter, concentricity of ferrule hole diameter, mating length and appearance are inspected before shipping and the inspection results are enclosed.

5 PACKING

The product is packed to prevent damage during shipment.

6 IDENTIFICATION

Identification label should indicate the part number and the lot number of the product(s) and should be permanently attached to the packing bag.

7 HANDLING AND CARE

7.1 Conditions of Storage

Keep the product, in the packing bag, at the following conditions for its storage.

- Storage temperature: -40 to +85 degrees C
- Storage humidity: 0 to 85%RH, non-condensing

7.2 Precautions for Use

Contamination, oil, sweat and others debris on the ferrule end face may influence the performance of the product. If contamination is on the ferrule end face, wipe the end face with the end face cleaner.

7.3 Disposal

When discarding this product, please follow the regulations of your own country.

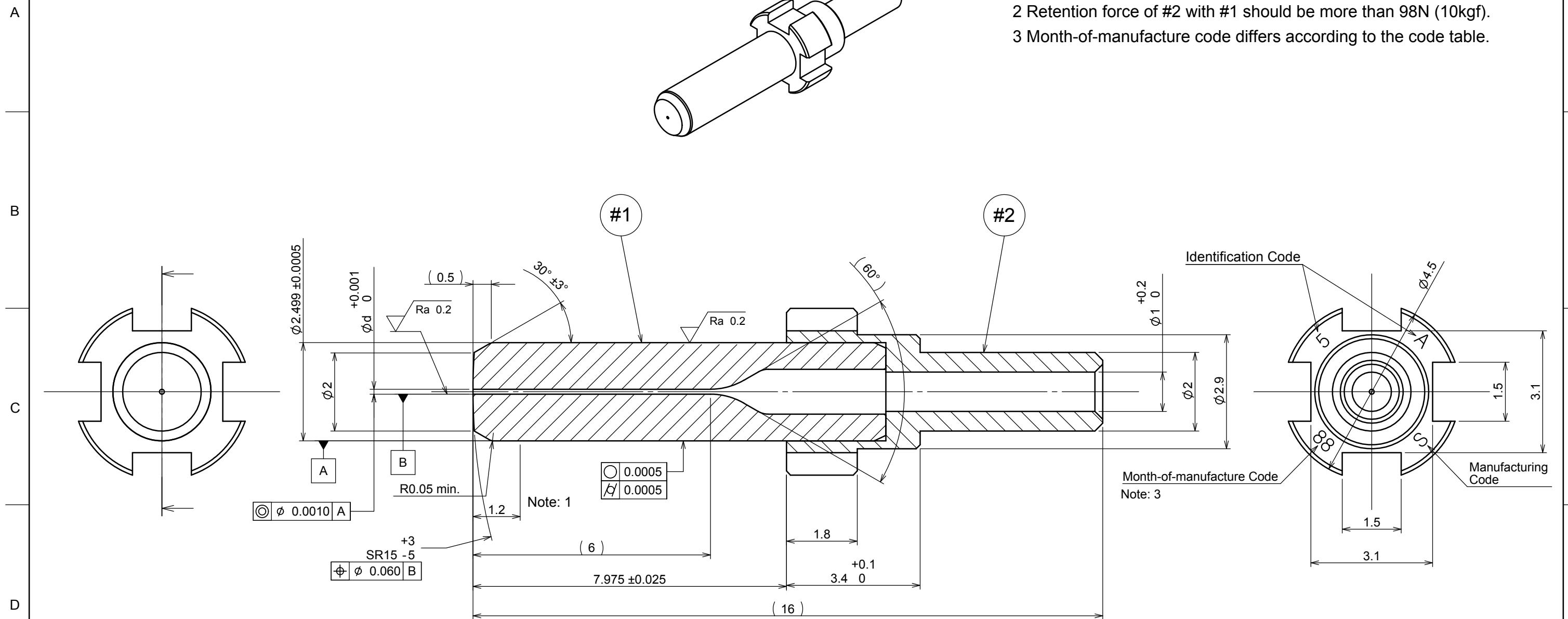
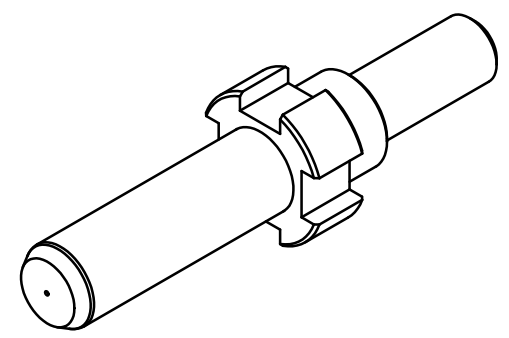
8 DRAWING ATTACHED

- S05-H506-D01E: SFZ-3A14 Ferrule

General Tolerance	
Basic size step	Permissible deviation
Under 6	±0.1
Over 6 / Under 30	±0.2

$\sqrt{Ra\ 3.2}$ ($\sqrt{Ra\ 0.2}$)

Notes: 1 Outside diameter of the capillary may be less than $\phi\ 2.498$ in the range of 1.2 mm from top of the end face.
 2 Retention force of #2 with #1 should be more than 98N (10kgf).
 3 Month-of-manufacture code differs according to the code table.



No.	NAME	MATERIAL	QTY	NOTE
#2	Flange	Stainless Steel	1	with Marking
#1	Capillary	Zirconia	1	-

Part Number	ϕd	Go Gauge	No Go Gauge	Identification Code
SFZ-3A 1412580G	$\phi\ 0.125$	$\phi\ 0.1251 \pm 0.0001$	$\phi\ 0.1261 \pm 0.0001$	5, A
SFZ-3A 1412F80G	$\phi\ 0.1255$	$\phi\ 0.1256 \pm 0.0001$	$\phi\ 0.1266 \pm 0.0001$	5h, A
SFZ-3A 1412680G	$\phi\ 0.126$	$\phi\ 0.1261 \pm 0.0001$	$\phi\ 0.1271 \pm 0.0001$	6, A

MATERIAL (材料)		PART NO. (型番)	
TREATMENT (処理)		SFZ-3A14 Series	
SCALE (尺度)	UNIT (単位)	DATE (日付)	TITLE (名称)
FREE	1=1mm	Apr. 27, 2007	
APPROVED BY (承認)	CHECKED BY (検図)	DESIGNED BY (設計)	DRAWN BY (製図)
Y. Kakutani	T. Ueno	J. Taira	J. Taira
ITEM NO. (品目コード)			SHEET NO. (枚数)
DRAWING NO. (図番)			PAGE (ページ)
SEIKOH GIKEN Co.,Ltd.			S05-H506-D01E

MARK (図歴)	Rev.	DMN NO. (設変NO.)	NOTE (変更記事)
		ISSUED	Apr. 27, 2007