

Pigtailed Analog DFB-LD TADxxxx Series



- 1310nm/1550nm InGaAsP LD
- DFB Laser with Optical Isolator
 - SMQW Structure
- SMF Pigtailed, SC or FC Connector
 - Analog Application

Family Model

TADx20x TADx30x

Features

- 1.3 μ m/1.55 μ m InGaAsP SMQW DFB laser diode
- Low threshold, high slope efficiency and high output power LD
- Cost-effective uncooled laser diode
- Operating temperature ; -20 $^{\circ}$ C to +85 $^{\circ}$ C
- Single-mode fiber pigtailed with SC or FC connector
- Tested by TERADIAN's Reliability and Qualification Program

Description

The TADxxxx series, pigtailed coaxial LD module consists of an uncooled, reliable strained MQW InGaAsP laser(DFB) and a back-facet InGaAs PIN photodiode.

The parts of pigtailed LD module – single-mode fiber, lens and laser diode - are actively aligned by high power YAG laser welding method. This packaging guarantees high coupling efficiency, high slope efficiency, low operating current and low tracking error over a wide temperature range (-20 $^{\circ}$ C to +85 $^{\circ}$ C).

Applications

- CATV for Retrun-Path
- Analog and digital modulation systems
- Video link
- Wireless fiber-optic repeaters

Absolute Maximum Ratings

Parameters	Symbol	Unit	Min.	Max.	Remarks
Ambient Operating Temperature	T_{op}	°C	0 -20	70 85	Indoor Use Extended Temp
Storage Temperature	T_{stg}	°C	-40	85	
Forward Current(LD)	I_{FL}	mA	-	150	
Reverse Voltage(LD)	V_{RL}	V	-	2	
Reverse Current(mPD)	I_{RP}	mA	-	2	
Reverse Voltage(mPD)	V_{RP}	V	-	15	
Lead Soldering Temp./Time		°C/sec		260/10	

Electrical and Optical Characteristics

(T_{op} = 25°C)

Parameters	Symbol	Condition	Unit	Min.	Typ.	Max.	Remarks
Threshold Current	I_{th}	CW	mA		8 10	15 15	TAD3XXX TAD5XXX
Operating Current	I_{op}	CW, @P _f	mA			40	
Forward Voltage	V_f	CW, @P _f	V			1.6	
Optical Output Power	P_f	CW, $I_{op}=I_{th} + 20mA$	mW		2.0 3.0		TADX20X TADX30X
Slope Efficiency	η	CW	mW/ mA	0.08 0.12	0.10 0.15		TADX20X TADX30X
Thermal Slope Efficiency	T_η	CW, $T_\eta(T)/T_\eta(25^\circ C)$ T= -20~+85°C		0.5			
Peak Wavelength	λ_c	CW, @P _f	nm	1290 1530	1310 1550	1330 1570	TLD3XXX TLD5XXX
Spectral Linewidth	$\Delta\lambda$	CW, @P _f	nm			1	
Side Mode Suppression Ratio	SMSR	CW	dB	30			
Tracking Error	γ	APC, T _C =0~+70°C or -20~+85°C	dB	-1.0		1.0	I _m =const.
Optical Isolation	ISO		dB	30			
Dark Current(m-PD)	I_D	V _{RP} =5V	nA		1	10	
Monitor Current(m-PD)	I_m	V _{RP} =5V, @P _f	mA	0.08			
Capacitance(m-PD)		V _{RP} =5V, f=1MHz	pF			10	

RF Characteristics

(T_{op} = 25°C)

Parameters	Symbol	Condition	Unit	Min.	Typ.	Max.	Remark
Relative Intensity Noise	RIN	CW, @P _f Freq.=5MHz to 300MHz	dB/Hz			-145	
Modulation Bandwidth	f _{-3dB}	CW, @P _f	GHz	1.5			
RF Bandpass Flatness	BF	Peak to valley, 5MHz to 300MHz	dB			1.0	
Carrier-to-Noise Ratio	CNR	@P _f , OMI=0.1, ref. to one-tone: 5MHz to 50MHz, 20km of fiber	dB	45			
Second-order Distortion	IMD2	@P _f , OMI=0.1, Two- tone test: f1=13MHz, f2=19MHz, f1±f2	dBc			-55	
Third-order Distortion	IMD3	@P _f , OMI=0.1, Two- tone test: f1=13MHz, f2=19MHz, all peaks from 5MHz to 50MHz meet this level.	dBc			-60	

! Handling Caution

The LD module can be damaged by overvoltage and current surges. Precautions should be taken for transient power supply.

This device is susceptible to damage as a result of electrostatic discharge(ESD). Take proper precautions during both handling and testing

The stress to the fiber pigtail may cause the damage on the performance. The fiber pigtail may snap off by dropping the module.

Laser Eye Safety

These LD modules have laser semiconductor product and are classified as AEL Class IIIb per U.S. FDA/CDRH 21CFR 1040 and class 3a per EN60825-1. These products comply with 21CFR, Chapter 1, Subchapter J(21CFR 1040.10 and 1040.11 laser safety requirements).

Laser Data

Wavelength : nm(Model :) / nm(Model :)

Measured Output power : mW(1310nm) / mW(1550nm)

Limited Power : mW(1310nm) / nW(1550nm)

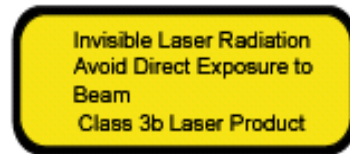
Caution

On operation, if optical connectors are unterminated, modules can emit invisible laser radiation. Radiation emitted by laser devices can be dangerous to the eyes. Avoided eye or skin exposure to direct or scattered radiation



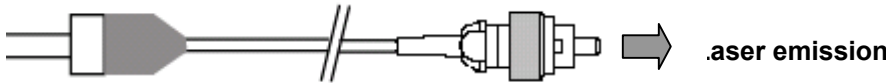
INVISIBLE LASER RADIATION
AVOID DIRECT EXPOSURE TO BEAM

Maximum Output Power : mW
Wavelength : nm
CLASS IIIb LASER PRODUCT



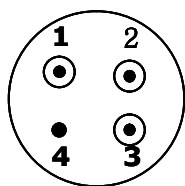
Ref : IEC60825

AVOID EXPOSURE - Invisible Laser radiation is emitted from this aperture.

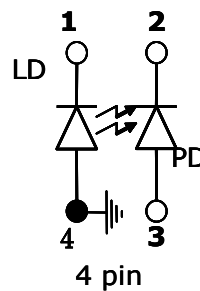
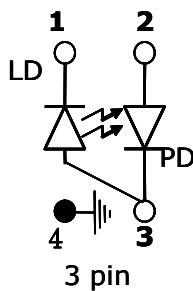


Pin Descriptions

Pin No.	Description	
	3 pin type	4 pin type
1	LD cathode	LD cathode
2	Backfacet PD anode	Backfacet PD cathode
3	LD anode & PD cathode	Backfacet PD anode
4	Case ground	LD anode & Case ground

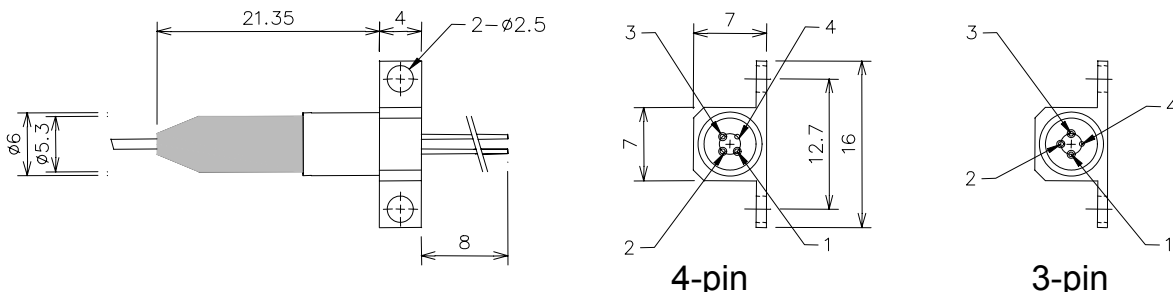


Bottom view



Outline Diagram

- TADx20x-xxxH, TADx30x-xxxH



- TADx20x-xxxV, TADx30x-xxxV

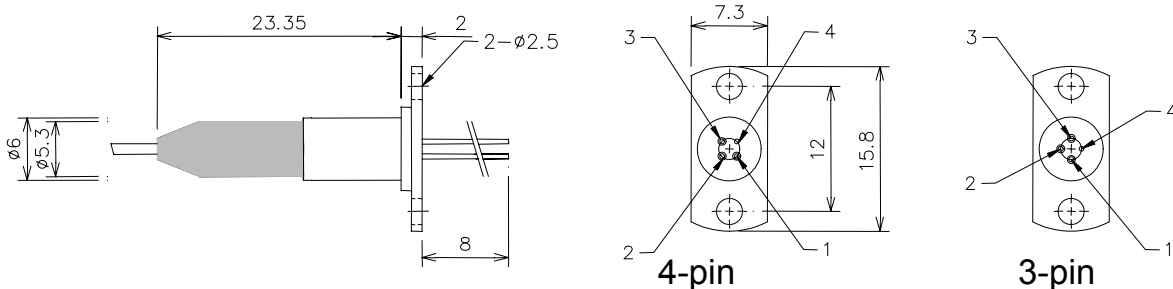


Fig.3 TAD series Dimensions [unit: mm]

Ordering Information

Company	Device Type		Wave-length	Supply Voltage	Pin	Temp. Range	Fiber	Connector	Flange
T	A	D	3	20	4	E	S	S	N
TERADIAN	A ; Analog App. (CATV Return-Path)	D ;DFB (with isolator)	3 ;1.3µm 5 ;1.55µm	20 ;2.0mW 30 ;3.0mW	3 ; 3pin 4 ; 4pin	I ;Indoor Use (0~70℃) E ;Extended Temp (-20~85℃)	S ;SMF M ;MMF	N ;None S ;SC F ;FC T ;ST L ;LC	N ;None V ;Vertical H ;Horizontal

*Note 1 ; additional order information

- Connector type for analog application is SC/APC and the default length of fiber is 1m
- If CATV Analog application, use the 4pin please.

More Information

Teradian Inc.

Address 946, Dunsan-dong, Seo-gu, Daejeon, 302-120, Korea
Tel +82-42-476-4800, 4803(Oversea Sales Team)
Fax +82-42-476-4805
Homepage <http://www.teradian.com>
e-mail sales@teradian.com